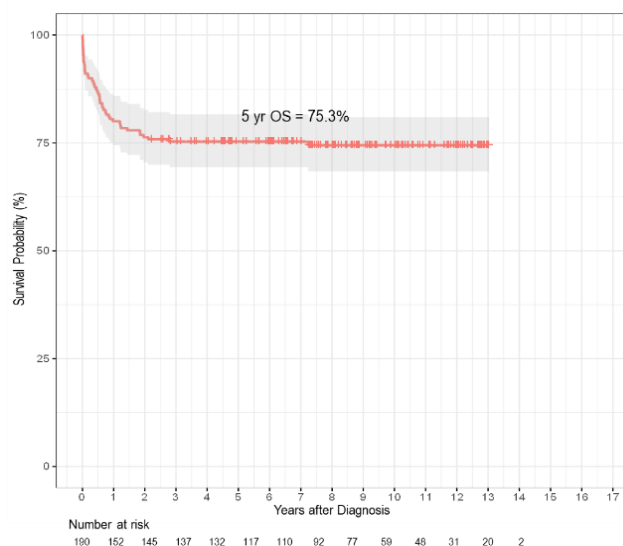
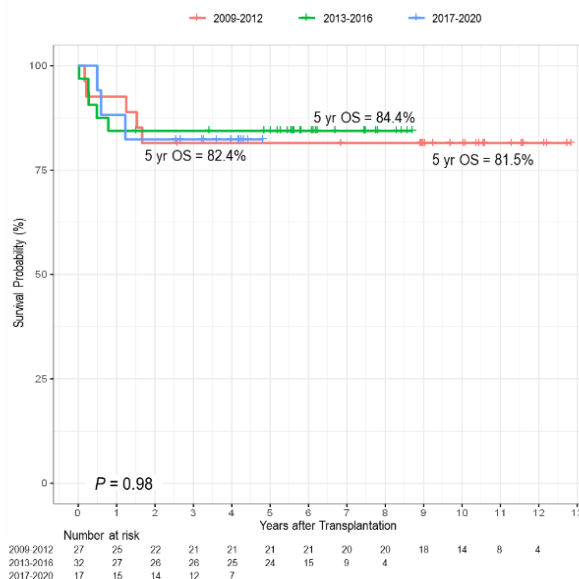


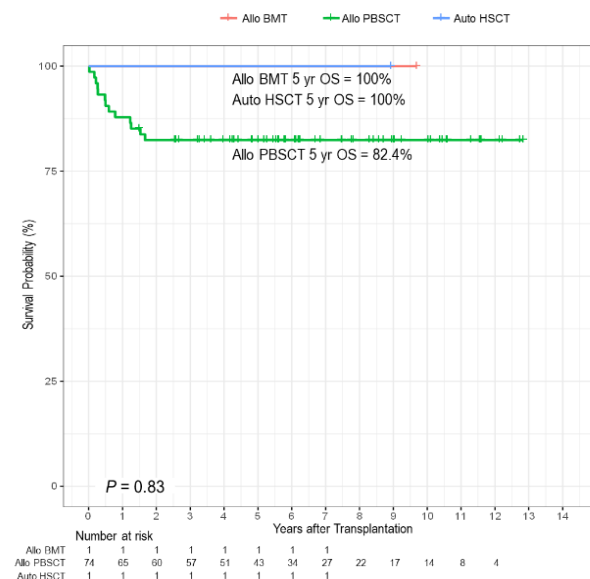
(A) All patients with other leukemia



(B) Overall survival by 4-year intervals



(C) Overall survival by type of transplant



S13 Fig. 5-Year overall survival rates of other leukemia (other than lymphoid or myeloid leukemia). (A) 5-Year overall survival rates of all patients with other leukemia. (B) 5-Year overall survival rates at 4-year intervals from 2009 to 2012, 2013 to 2016, and 2017 to 2020 based on the year of transplantation. (C) 5-Year overall survival rates for other leukemia based on transplant type for other leukemia.